



Swimming



Single, Male 25 m. Backstroke

Final

Juniors 9-11

World Transplant Record

Rank	Lane	Name	ID	Country	Time
1	4	ENDO FUMITAKA	JPN-017	Japan	00.22.69





Swimming




Single, Female 25 m. Backstroke

Final

Juniors 9-11

World Transplant Record

Rank	Lane		Name	ID	Country	Time
1	4		ALEXANDRA GYURKO	HUN-047	 Hungary	00.23.01
2	5		DEVAN CRUICKSHANKS	CAN-025	 Canada	00.31.69





Swimming



Single, Female 25 m. Breastroke

Final

Juniors 9-11

World Transplant Record

Rank	Lane		Name	ID	Country	Time
1	4		ALEXANDRA GYURKO	HUN-047	 Hungary	00.27.57
2	5		DEVAN CRUICKSHANKS	CAN-025	 Canada	00.36.20





Swimming




Single, Male 25 m. Breaststroke

Final

Juniors 9-11

World Transplant Record

Rank	Lane		Name	ID	Country	Time
1	4		HUNTER MESSER	USA-059 	USA	00.28.36
2	5		ENDO FUMITAKA	JPN-017 	Japan	00.32.30





Swimming



Individual, Male 200 m. Medley

Final

Seniors

World Transplant Record

Rank	Lane	Name	ID	Country	Time
1	4	 MICHAEL STRILCHUK	CAN-015	 Canada	03.19.50





Swimming



Individual, Male 200 m. Medley

Final

Super Seniors

World Transplant Record

Rank	Lane	Name	ID	Country	Time
1	3	 GEOFFREY MCCRACKEN	GBR-044	 United Kingdom	03.15.01





Swimming



Individual, Male 200 m. Medley

Final

Adults

World Transplant Record

Rank	Lane		Name	ID	Country	Time
1	5		JOHN WIJERS	NED-049	 Netherlands	02.45.39*
2	4		GEORGE NEWMAN	GBR-097	 United Kingdom	02.47.39





Swimming



Individual, Male 200 m. Medley

Final

Veterans

World Transplant Record

Rank	Lane		Name	ID	Country	Time
1	4		TURLOUGH O'HAGAN	GBR-022	 United Kingdom	03.14.36*
2	5		TERRY GOULD	USA-022	 USA	03.28.15
3	3		JEAN PIERRE SUARD	FRA-007	 France	04.08.02





Swimming






Single, Female 25 m. Freestyle

Final

Juniors 9-11

World Transplant Record

Rank	Lane		Name	ID	Country	Time
1	5		ALEXANDRA GYURKO	HUN-047 	Hungary	00.20.24
2	4		DEVAN CRUICKSHANKS	CAN-025 	Canada	00.29.54
3	3		KAILYN BREDIN	CAN-033 	Canada	00.57.70






Swimming



Single, Male 25 m. Freestyle

Final

Juniors 9-11
World Transplant Record

Rank	Lane		Name	ID	Country	Time
1	5		HUNTER MESSER	USA-059	 USA	00.18.50
2	3		ENDO FUMITAKA	JPN-017	 Japan	00.19.50
3	4		JACOB KRAMER	CAN-026	 Canada	00.37.61





Swimming



Individual, Female 100 m. Backstroke

Final

Juniors 12-14

World Transplant Record

Rank	Lane	Name	ID	Country	Time
1	4	 JUDIT LOVAS	HUN-045 	Hungary	02.07.13





Swimming



Individual, Female 100 m. Backstroke

Final

Seniors

World Transplant Record

Rank	Lane		Name	ID	Country	Time
1	3		SOPHIE MORELL	AUS-045	 Australia	01.40.56*
2	4		CLAUDIA LAGRANDE	NED-042	 Netherlands	01.42.72
3	5		BOONRUEDEE SONGVEERATHAM	THA-039	 Thailand	01.44.47





Swimming




Individual, Female 100 m. Backstroke

Final

Super Seniors

World Transplant Record

Rank	Lane		Name	ID	Country	Time
1	3		CHERYL BUXTON	GBR-046	 United Kingdom	01.40.93*
2	4		WENDY SINCOCK	GBR-032	 United Kingdom	01.49.12
3	5		SANDY STONE	USA-041	 USA	02.19.04





Swimming









Individual, Female 100 m. Backstroke

Final

Veterans

World Transplant Record

Rank	Lane		Name	ID	Country	Time
1	5		SIMONE DE LEEUW	NED-020	 Netherlands	01.58.23
2	3		MARGARET MILLS	GBR-010	 United Kingdom	02.10.41
3	4		LAVINIA FOOTE-MORID	AUS-021	 Australia	02.16.31





Swimming










Individual, Female 100 m. Backstroke

Final

Super Veterans

World Transplant Record

Rank	Lane		Name	ID	Country	Time
1	5		ZSUZSANNA SZALAMANOV	HUN-006	 Hungary	02.02.37
2	6		MARY ARMSTRONG	USA-009	 USA	02.05.47
3	3		MARY ALBROW	AUS-008	 Australia	02.23.08
4	4		MARY RHODES	USA-008	 USA	03.25.52





Swimming



Individual, Female 200 m. Medley

Final

Veterans

World Transplant Record

Rank	Lane		Name	ID	Country	Time
1	5		DIANE MILLER	USA-016	 USA	04.06.09
2	4		LINDEN KENYON	NZL-009	 New Zealand	05.50.11





Swimming









Individual, Female 200 m. Medley

Final

Super Seniors

World Transplant Record

Rank	Lane		Name	ID	Country	Time
1	4		JANET JENKINS	GBR-039	 United Kingdom	03.50.75
2	5		CATHARINE WHITWORTH	GBR-056	 United Kingdom	04.00.95
3	3		CAROL FITZSIMONS	USA-038	 USA	04.47.44





Swimming










Individual, Female 200 m. Medley

Final

Adults

World Transplant Record

Rank	Lane		Name	ID	Country	Time
1	6		EMMA HUTCHINSON	AUS-051	 Australia	03.10.77*
2	4		NENDY KNIQQE	NED-053	 Netherlands	03.15.05
3	5		NINA VAN DER SCHAAR	NED-052	 Netherlands	03.16.17
4	3		BRITT VAN DIESEN	NED-055	 Netherlands	03.40.92





Swimming



Individual, Female 400 m. Freestyle

Final

Veterans

World Transplant Record

07.50.18

Rank	Lane		Name	ID	Country	Time
1	4		BRIDGETTA GREENWAY	GBR-025	 United Kingdom	07.52.00
2	3		LINDEN KENYON	NZL-009	 New Zealand	09.43.17





Swimming



Individual, Female 400 m. Freestyle

Final

Adults
World Transplant Record
05.52.12

Rank	Lane		Name	ID	Country	Time
1	3		BRITT VAN DIESEN	NED-055	 Netherlands	06.13.06
2	5		NENDY KNIQQE	NED-053	 Netherlands	06.30.46
3	4		JORIE VON OHLEN	USA-051	 USA	09.11.99












Swimming



Individual, Female 400 m. Freestyle

Final

Seniors
World Transplant Record
06.58.04

Rank	Lane		Name	ID	Country	Time
1	4		CLAUDIA LAGRAND	NED-042	 Netherlands	06.26.20*
2	3		MARISA MCFATE	USA-020	 USA	07.10.62
3	5		BOONRUEDEE SONGVEERATHAM	THA-039	 Thailand	07.31.51
4	6		SOPHIE MORELL	AUS-045	 Australia	08.01.31





Swimming



Individual, Female 400 m. Freestyle

Final

Super Seniors

World Transplant Record

07.46.07

Rank	Lane		Name	ID	Country	Time
1	4		JANET COLEMAN	GBR-055	 United Kingdom	06.32.36*
2	2		CATHARINE WHITWORTH	GBR-056	 United Kingdom	07.31.90*
3	5		DENISE BAKER	GBR-031	 United Kingdom	08.05.66
4	6		ROWENA BREESE	GBR-036	 United Kingdom	08.06.56
5	3		CAROL FITZSIMONS	USA-038	 USA	08.45.81





Swimming



Individual, Female 50 m. Butterfly

Final

Juniors 12-14

World Transplant Record

Rank	Lane	Name	ID	Country	Time
1	4	 KELLY YOUNG	GBR-120	 United Kingdom	00.38.79





Swimming



Individual, Female 50 m. Butterfly

Final

Super Veterans

World Transplant Record

Rank	Lane	Name	ID	Country	Time
1	4	 MARY RHODES	USA-008 	USA	03.09.59





Swimming



Individual, Female 50 m. Butterfly

Final

Veterans

World Transplant Record

Rank	Lane	Name	ID	Country	Time
1	4	 DIANE MILLER	USA-016 	USA	00.47.65





Swimming



Individual, Female 50 m. Butterfly

Final

Seniors
World Transplant Record
00.33.90

Rank	Lane	Name	ID	Country	Time
1	5	STEPHANIE THEOBALD	AUS-061	Australia	00.36.07
2	4	BOONRUEDEE SONGVEERATHAM	THA-039	Thailand	Bye





Swimming



Individual, Female 50 m. Butterfly

Final

Adults
World Transplant Record
00.33.65

Rank	Lane	Name	ID	Country	Time
1		EMMA HUTCHINSON	AUS-051	 Australia	00.34.83
2		BRITT VAN DIESEN	NED-055	 Netherlands	00.47.16
3		JULIANNE CULHANE	USA-052	 USA	00.53.37





Swimming



Individual, Female 50 m. Butterfly

Final

Super Seniors
World Transplant Record
00.42.05

Rank	Lane		Name	ID	Country	Time
1	5		CHERYL BUXTON	GBR-046	 United Kingdom	00.41.98*
2	4		JANET JENKINS	GBR-039	 United Kingdom	00.44.81
3	2		CATHARINE WHITWORTH	GBR-056	 United Kingdom	00.47.86
4	3		DENISE BAKER	GBR-031	 United Kingdom	00.51.19
5	6		CAROL FITZSIMONS	USA-038	 USA	00.55.04





Swimming



Individual, Male 100 m. Backstroke

Final

Juniors 12-14

World Transplant Record

Rank	Lane		Name	ID	Country	Time
1	4		MATTHEW BARTON	GBR-116	 United Kingdom	01.28.31
2	5		DAVID DOZSA	HUN-046	 Hungary	01.28.31





Swimming




Individual, Male 100 m. Backstroke

Final

Super Seniors

World Transplant Record

Rank	Lane		Name	ID	Country	Time
1	5		RUI SANTOS	POR-003	 Portugal	02.06.74
2	4		KEIVAN JAFARMANESH	IRI-005	 Iran	02.50.99





Swimming



Individual, Male 100 m. Backstroke

Final

Super Veterans

World Transplant Record

Rank	Lane		Name	ID	Country	Time
1	5		DAVID BURGIO	USA-011 	USA	02.01.81
2	3		BILL WOHL	USA-013 	USA	02.22.52





Swimming










Individual, Male 100 m. Backstroke

Final

Seniors

World Transplant Record

Rank	Lane		Name	ID	Country	Time
1	4		ERWIN TRIEPELS	NED-040	 Netherlands	01.20.05*
2	5		ERIC SHERRON	USA-046	 USA	01.22.24
3	6		DIEGO VALENZUELA	ARG-009	 Argentina	02.14.86
4	3		ALBERTO LIRIO	ARG-011	 Argentina	02.19.00





Swimming



Individual, Male 100 m. Backstroke

Final

Veterans

World Transplant Record

Rank	Lane		Name	ID	Country	Time
1	4		TURLOUGH O'HAGAN	GBR-022	 United Kingdom	01.29.08*
2	5		SIMON RANDERSON	GBR-029	 United Kingdom	01.31.28
3	3		ALBERTO CARAOGHLANIAN	ARG-001	 Argentina	02.17.15
4	7		ROGER TRIOLAIRE	FRA-006	 France	02.20.39
5	8		SAEED AHMADI	IRI-001	 Iran	02.42.73





Swimming




Individual, Female 100 m. Breaststroke

Final

Seniors

World Transplant Record

01.43.91

Rank	Lane		Name	ID	Country	Time
1	4		CLAUDIA LAGRAND	NED-042	 Netherlands	01.38.60*
2	5		ASA NORDIN	SWE-011	 Sweden	02.02.06









Swimming



Individual, Female 100 m. Breaststroke

Final

Adults
World Transplant Record
01.33.91

Rank	Lane		Name	ID	Country	Time
1	4		EMMA HUTCHINSON	AUS-051	 Australia	01.32.09*
2	5		NENDY KNIQQE	NED-053	 Netherlands	01.36.80
3	3		NINA VAN DER SCHAAR	NED-052	 Netherlands	01.37.76





Swimming



Individual, Female 100 m. Breaststroke

Final

Super Veterans

World Transplant Record

02.33.87

Rank	Lane		Name	ID	Country	Time
1	6		ERZSBET MEDVE	HUN-004	 Hungary	02.09.87*
2	4		ZSUZSANNA SZALAMANOV	HUN-006	 Hungary	02.14.25*
3	3		MURIEL BAKER	AUS-010	 Australia	03.18.52
4	5		HELEN CACCIOLA	AUS-015	 Australia	04.02.17





Swimming



Individual, Female 100 m. Breaststroke

Final

Veterans
World Transplant Record
01.51.97

Rank	Lane		Name	ID	Country	Time
1	6		LESLEY FORREST	GBR-026	 United Kingdom	02.10.69
2	5		SIMONE DE LEEUW	NED-020	 Netherlands	02.15.40
3	3		MARIE-JO ARDEVOL	FRA-038	 France	02.20.62
4	2		JANNIE VAN ULDEN-KEURS	NED-010	 Netherlands	02.53.09
5	4		KATHLEEN GERLACH	USA-026	 USA	03.14.76





Swimming



Individual, Female 100 m. Breaststroke

Final

Super Seniors
World Transplant Record
01.45.39

Rank	Lane		Name	ID	Country	Time
1	6		SUSAN HALES	GBR-048	 United Kingdom	01.49.35
2	3		JANET JENKINS	GBR-039	 United Kingdom	01.49.75
3	2		CATHARINE WHITWORTH	GBR-056	 United Kingdom	02.02.43
4	4		ROWENA BREESE	GBR-036	 United Kingdom	02.12.36
5	5		JUDIT BERENTE	HUN-019	 Hungary	Bye
6	7		HAGIT SIMAN-TOV	ISR-004	 Israel	Bye





Swimming



Individual, Female 100 m. Freestyle

Final

Seniors

World Transplant Record

01.08.78

Rank	Lane		Name	ID	Country	Time
1	4		STEPHANIE THEOBALD	AUS-061	 Australia	01.12.52
2	5		MARISA MCFATE	USA-020	 USA	01.35.02









Swimming



Individual, Female 100 m. Freestyle

Final

Super Veterans
World Transplant Record
02.15.86

Rank	Lane		Name	ID	Country	Time
1	6		MARY ARMSTRONG	USA-009 	USA	01.49.24*
2	4		ERZSBET MEDVE	HUN-004 	Hungary	01.50.42*
3	5		MARY ALBROW	AUS-008 	Australia	02.06.52*
4	3		LYNN COLEMAN	USA-002 	USA	Bye









Swimming



Individual, Female 100 m. Freestyle

Final

Adults
World Transplant Record
01.11.04

Rank	Lane		Name	ID	Country	Time
1	4		NINA VAN DER SCHAAR	NED-052	 Netherlands	01.18.01
2	2		NENDY KNIQQE	NED-053	 Netherlands	01.18.19
3	5		LAUREN LEACH	GBR-104	 United Kingdom	01.24.89
4	6		BRITT VAN DIESEN	NED-055	 Netherlands	01.26.17
5	3		JULIANNE CULHANE	USA-052	 USA	Bye





Swimming



Individual, Female 100 m. Freestyle

Final

Veterans
World Transplant Record
01.20.74

Rank	Lane		Name	ID	Country	Time
1	6		BRIDGETTA GREENWAY	GBR-025	 United Kingdom	01.08.67*
2	5		LINDEN KENYON	NZL-009	 New Zealand	01.14.55*
3	3		LAVINIA FOOTE-MORID	AUS-021	 Australia	01.27.00
4	4		JULIANNA SCHNEIDERNE	HUN-008	 Hungary	01.30.69
5	2		KATHLEEN GERLACH	USA-026	 USA	02.44.45





Swimming












Individual, Female 100 m. Freestyle

Final

Super Seniors

World Transplant Record

01.24.28

Rank	Lane		Name	ID	Country	Time
1	2		JANET COLEMAN	GBR-055	 United Kingdom	01.27.29
2	5		WENDY SINCOCK	GBR-032	 United Kingdom	01.40.32
3	3		DENISE BAKER	GBR-031	 United Kingdom	01.45.83
4	4		JUDIT BERENTE	HUN-019	 Hungary	Bye
5	6		JUSTINE HUNT	AUS-034	 Australia	Bye
6	7		CHERYL BUXTON	GBR-046	 United Kingdom	Bye





Swimming



Individual, Male 50 m. Backstroke

Final

Juniors 12-14

World Transplant Record

Rank	Lane		Name	ID	Country	Time
1	3		MATTHEW BARTON	GBR-116	 United Kingdom	00.39.19
2	4		DAVID DOZSA	HUN-046	 Hungary	00.47.36
3	5		PETTERI MIKANDER	FIN-017	 Finland	00.59.98





Swimming



Individual, Male 50 m. Backstroke

Final

Adults
World Transplant Record
00.33.31

Rank	Lane		Name	ID	Country	Time
1	3		MATTHEW DODD	GBR-103	 United Kingdom	00.40.59
2	6		KYLE ATRAS	USA-056	 USA	00.41.59
3	4		AHMAD NOORIZAD	IRI-031	 Iran	00.54.20
4	5		MICHAEL GATES	GBR-095	 United Kingdom	01.00.29





Swimming



Individual, Male 50 m. Backstroke

Final

Seniors
World Transplant Record
00.35.29

Rank	Lane		Name	ID	Country	Time
1	4		ERWIN TRIEPELS	NED-040	 Netherlands	00.36.03
2	5		RAN PULIK	GBR-071	 United Kingdom	00.36.34
3	6		JOSE ORTIZ	VEN-001	 Venezuela	00.39.13
4	3		BRYAN WILLIAMS	AUS-044	 Australia	00.39.49





Swimming



Individual, Male 50 m. Backstroke

Final

Juniors 15-17

World Transplant Record

Rank	Lane		Name	ID	Country	Time
1	3		KOENRAAD PRETORIUS JR.	RSA-023	 South Africa	00.34.33
2	4		ROSS LECKEY	GBR-131	 United Kingdom	00.37.67
3	6		CAMERON LLOYD	GBR-106	 United Kingdom	00.39.72
4	5		NICHOLAS MORLAND	AUS-060	 Australia	00.40.13
5	2		DAYMON JOHNSTONE	GBR-107	 United Kingdom	00.44.38





Swimming



Individual, Male 50 m. Backstroke

Final

Super Seniors

World Transplant Record

00.36.88

Rank	Lane		Name	ID	Country	Time
1	5		PETER WARREN	GBR-062	 United Kingdom	00.42.21
2	3		RAY VELASCO	USA-035	 USA	00.43.34
3	7		RUI SANTOS	POR-003	 Portugal	00.55.02
4	4		JIRI NIDL	CZE-002	 Czech Republic	00.58.22
5	6		KEIVAN JAFARMANESH	IRI-005	 Iran	01.08.03





Swimming



Individual, Male 50 m. Backstroke

Final

Super Veterans
World Transplant Record
00.37.98

Rank	Lane		Name	ID	Country	Time
1	3		HOWARD WATERS	GBR-008	 United Kingdom	00.45.86
2	5		GARRY COOKE	NZL-002	 New Zealand	00.51.91
3	7		BILL WOHL	USA-013	 USA	00.59.39
4	6		ROGER TRIOULAIRE	FRA-006	 France	01.03.56
5	2		JEAN CLAUDE LE BOURHIS	FRA-001	 France	01.32.27
6	4		JORMA WILN	FIN-006	 Finland	Bye





Swimming



Individual, Male 50 m. Backstroke

Final

Veterans
World Transplant Record
00.35.14

Rank	Lane		Name	ID	Country	Time
1	7		SIMON RANDERSON	GBR-029	 United Kingdom	00.40.94
2	5		JEAN PIERRE SUARD	FRA-007	 France	00.48.99
3	6		OHNJEC MIRAN	SLO-004	 Slovenia	00.49.96
4	4		PAUL PREDERGAST	IRL-006	 Ireland	01.10.50
5	3		JOSEF CIVIN	CZE-001	 Czech Republic	01.11.50
6	2		VATOVEC VLEO	SLO-006	 Slovenia	Bye





Swimming



Individual, Female 200 m. Freestyle

Final

Juniors 9-11

World Transplant Record

Rank	Lane	Name	ID	Country	Time
1	4	 ALEXANDRA GYURKO	HUN-047 	Hungary	03.44.00





Swimming



Individual, Female 200 m. Freestyle

Final

Super Veterans

World Transplant Record

Rank	Lane		Name	ID	Country	Time
1	4		ZSUZSANNA SZALAMANOV	HUN-006 	Hungary	04.25.64*
2	5		MARY RHODES	USA-008 	USA	06.55.72





Swimming









Individual, Female 200 m. Freestyle

Final

Adults

World Transplant Record

Rank	Lane		Name	ID	Country	Time
1	3		NINA VAN DER SCHAAR	NED-052	 Netherlands	02.53.13
2	4		NENDY KNIQQE	NED-053	 Netherlands	02.56.20
3	5		BRITT VAN DIESEN	NED-055	 Netherlands	03.05.51





Swimming




Individual, Female 200 m. Freestyle

Final

Juniors 15-17

World Transplant Record

Rank	Lane		Name	ID	Country	Time
1	3		HANNAH BRYAN	GBR-127	 United Kingdom	03.20.42
2	5		EMMA DALLMAN	GBR-110	 United Kingdom	03.35.23
3	4		JENNIFER KALLO	HUN-041	 Hungary	Bye





Swimming








Individual, Female 200 m. Freestyle

Final

Veterans

World Transplant Record

Rank	Lane		Name	ID	Country	Time
1	4		BRIDGETTA GREENWAY	GBR-025	 United Kingdom	03.46.20
2	3		LAVINIA FOOTE-MORID	AUS-021	 Australia	04.08.59
3	5		LINDEN KENYON	NZL-009	 New Zealand	Bye





Swimming




Individual, Female 200 m. Freestyle

Final

Juniors 12-14

World Transplant Record

Rank	Lane		Name	ID	Country	Time
1	5		KELLY YOUNG	GBR-120	 United Kingdom	03.00.66
2	3		JUDIT LOVAS	HUN-045	 Hungary	03.25.86
3	4		EMILIE DAFFLON	SUI-014	 Switzerland	Bye
4	6		ICHIKAWA NANAE	JPN-016	 Japan	Bye





Swimming










Individual, Female 200 m. Freestyle

Final

Seniors

World Transplant Record

Rank	Lane		Name	ID	Country	Time
1	4		CLAUDIA LAGRAND	NED-042	 Netherlands	03.02.89*
2	3		HELEN HAYTON	GBR-083	 United Kingdom	03.11.21
3	6		MARISA MCFATE	USA-020	 USA	03.22.07
4	2		SOPHIE MORELL	AUS-045	 Australia	03.37.44





Swimming



Individual, Female 200 m. Freestyle

Final

Super Seniors

World Transplant Record

Rank	Lane		Name	ID	Country	Time
1	4		JANET COLEMAN	GBR-055	 United Kingdom	03.07.63*
2	3		JANET JENKINS	GBR-039	 United Kingdom	03.27.87
3	2		CATHARINE WHITWORTH	GBR-056	 United Kingdom	03.32.37
4	1		SUSAN HALES	GBR-048	 United Kingdom	03.37.87
5	6		DENISE BAKER	GBR-031	 United Kingdom	03.51.54
6	5		ROWENA BREESE	GBR-036	 United Kingdom	03.58.41
7	7		JUSTINE HUNT	AUS-034	 Australia	04.00.82





Swimming








Individual, Male 100 m. Breaststroke

Final

Adults

World Transplant Record

01.15.18

Rank	Lane		Name	ID	Country	Time
1	3		GEORGE NEWMAN	GBR-097	 United Kingdom	01.20.56
2	4		AHMAD NOORIZAD	IRI-031	 Iran	01.52.40
3	5		Jamie Ulises Barrios Garcia	MEX-004	 Mexico	Bye





Swimming



Individual, Male 100 m. Breaststroke

Final

Seniors
World Transplant Record
01.15.90

Rank	Lane		Name	ID	Country	Time
1	3		MARTIN GRAHAM	GBR-079	 United Kingdom	01.34.63
2	4		STUART CAMPBELL	AUS-047	 Australia	01.43.41
3	7		ANDRZEJ LEWANDOWSKI	POL-007	 Poland	01.47.44
4	5		MOHAMMAD MAHTABKHAH	IRI-017	 Iran	01.47.86
5	6		RICHARD TAUROK	AUT-006	 Austria	02.57.82
6	2		ERLEND GJERDE	NOR-003	 Norway	Bye





Swimming



Individual, Male 100 m. Breaststroke

Final

Super Veterans
World Transplant Record
01.41.59

Rank	Lane		Name	ID	Country	Time
1	2		HOWARD WATERS	GBR-008	 United Kingdom	01.44.11
2	6		JOHN TRAFFORD	GBR-009	 United Kingdom	02.00.65
3	3		PETER STTZER	GER-002	 Germany	02.08.39
4	4		ROLAND JOSEFSSON	SWE-002	 Sweden	02.27.60
5	7		RICHARD LINGHAM	CAN-002	 Canada	02.33.58
6	5		JORMA WILN	FIN-006	 Finland	02.57.99





Swimming













Individual, Male 100 m. Breaststroke

Final

Super Seniors

World Transplant Record

01.26.82

Rank	Lane		Name	ID	Country	Time
1	2		GEOFFREY MCCRACKEN	GBR-044	 United Kingdom	01.31.36
2	7		GAVRIL LEGATOS	GRE-011	 Greece	01.40.10
3	5		YIM-WAH WONG	HKG-015	 Hong Kong	01.43.50
4	4		HAMISH BARRIE	GBR-049	 United Kingdom	01.49.04
5	3		KEIVAN JAFARMANESH	IRI-005	 Iran	01.54.72
6	1		ANDREW WEIR	GBR-040	 United Kingdom	02.03.90
7	6		MIROSLAW BURSKI	POL-004	 Poland	02.17.91















Swimming



Individual, Male 100 m. Breaststroke

Final

Veterans
World Transplant Record
01.33.22

Rank	Lane		Name	ID	Country	Time
1	4		JINXIANG LU	CHN-006	 China	01.29.28*
2	1		SHURONG LAI	CHN-007	 China	01.46.24
3	5		OHNJEC MIRAN	SLO-004	 Slovenia	01.48.27
4	3		KWONG-MAN WONG	HKG-006	 Hong Kong	01.57.62
5	7		JOHN PEACOCK	AUS-023	 Australia	02.04.27
6	6		SAEED AHMADI	IRI-001	 Iran	02.22.07
7	2		SING WONG	HKG-002	 Hong Kong	04.06.90





Swimming



Individual, Male 400 m. Freestyle

Final

Super Veterans

World Transplant Record

07.10.08

Rank	Lane	Name	ID	Country	Time
1	4	DAVID BURGIO	USA-011	USA	08.17.00





Swimming



Individual, Male 400 m. Freestyle

Final

Adults
World Transplant Record
05.28.69

Rank	Lane		Name	ID	Country	Time
1	4		JOHN WIJERS	NED-049	 Netherlands	05.27.00*
2	6		KYLE ATRAS	USA-056	 USA	06.51.11
3	5		PAUL HUDSON	AUS-056	 Australia	07.36.48
4	3		STEVE HALL	AUS-053	 Australia	09.35.98





Swimming










Individual, Male 400 m. Freestyle

Final

Super Seniors

World Transplant Record

05.40.83

Rank	Lane		Name	ID	Country	Time
1	4		GEOFFREY MCCRACKEN	GBR-044	 United Kingdom	05.40.98
2	6		RUSSELL CLINKER	GBR-052	 United Kingdom	06.15.94
3	2		STEVE DEAKIN	GBR-042	 United Kingdom	07.08.48
4	5		PHILIP HOWARD	AUS-037	 Australia	07.52.23





Swimming



Individual, Male 400 m. Freestyle

Final

Seniors
World Transplant Record
05.32.96

Rank	Lane		Name	ID	Country	Time
1	5		BRYAN WILLIAMS	AUS-044	 Australia	06.27.71
2	4		MARIO SKAFFER	RSA-014	 South Africa	07.38.18
3	3		STEVEN DOLLERY	AUS-041	 Australia	07.53.95
4			MOHAMMAD MAHTABKHAH	IRI-017	 Iran	08.07.15
5			ALBERTO LIRIO	ARG-011	 Argentina	08.59.76





Swimming



Individual, Male 400 m. Freestyle

Final

Veterans
World Transplant Record
05.46.87

Rank	Lane		Name	ID	Country	Time
1	3		TURLOUGH O'HAGAN	GBR-022	 United Kingdom	05.59.00
2	2		TERRY GOULD	USA-022	 USA	06.12.85
3	5		BILL WEST	USA-024	 USA	06.24.09
4	4		JOHN PEACOCK	AUS-023	 Australia	07.40.14
5	7		GERALD HILDER	AUS-025	 Australia	09.22.31
6	1		VICENTE CABEZAS	ESP-012	 Spain	10.44.31
7	6		LAWRENCE BAKER	AUS-017	 Australia	Bye





Swimming



Individual, Male 50 m. Butterfly

Final

Juniors 12-14

World Transplant Record

Rank	Lane	Name	ID	Country	Time
1	4	DAVID DOZSA	HUN-046	 Hungary	00.53.72





Swimming



Individual, Male 50 m. Butterfly

Final

Super Veterans

World Transplant Record

00.32.49

Rank	Lane	Name	ID	Country	Time
1	4	DAVID BURGIO	USA-011	USA	00.50.18





Swimming



Individual, Male 50 m. Butterfly

Final

Juniors 15-17

World Transplant Record

Rank	Lane		Name	ID	Country	Time
1	5		CAMERON LLOYD	GBR-106	 United Kingdom	00.37.20
2	4		NICHOLAS MORLAND	AUS-060	 Australia	00.37.50





Swimming



Individual, Male 50 m. Butterfly

Final

Adults

World Transplant Record

00.30.40

Rank	Lane	Name	ID	Country	Time
1		JOHN WIJERS	NED-049	 Netherlands	00.32.83
2		GEORGE NEWMAN	GBR-097	 United Kingdom	00.33.38
3		MATTHEW DODD	GBR-103	 United Kingdom	00.36.57





Swimming










Individual, Male 50 m. Butterfly

Final

Veterans

World Transplant Record

-

Rank	Lane		Name	ID	Country	Time
1	5		LIU PEI	CHN-005	 China	00.37.22
2	4		LAWRENCE BAKER	AUS-017	 Australia	00.52.32
3	6		JEAN PIERRE SUARD	FRA-007	 France	01.00.76
4	3		NISSIM CAZES	ISR-001	 Israel	Bye





Swimming



Individual, Male 50 m. Butterfly

Final

Super Seniors
World Transplant Record
00.37.18

Rank	Lane		Name	ID	Country	Time
1	5		PETER KREILKAMP	GER-009	 Germany	00.34.78
2	4		PETER WARREN	GBR-062	 United Kingdom	00.37.32
3	7		RAY VELASCO	USA-035	 USA	00.38.01
4	6		STEVE DEAKIN	GBR-042	 United Kingdom	00.44.32
5	3		RUI SANTOS	POR-003	 Portugal	00.45.01





Swimming



Individual, Male 50 m. Butterfly

Final

Seniors
World Transplant Record
00.30.85

Rank	Lane	Name	ID	Country	Time
1		PETER ALLINSON	GBR-068	 United Kingdom	00.33.05
2		ERIC SHERRON	USA-046	 USA	00.33.23
3		JOSE ORTIZ	VEN-001	 Venezuela	00.35.58
4		MICHAEL STRILCHUK	CAN-015	 Canada	00.35.95
5		ERWIN TRIEPELS	NED-040	 Netherlands	00.36.91
6		BRYAN WILLIAMS	AUS-044	 Australia	00.37.60
7		SIMON HARRIS	GBR-080	 United Kingdom	00.45.44





Swimming



Individual, Female 50 m. Backstroke

Final

Juniors 6-8

World Transplant Record

Rank	Lane	Name	ID	Country	Time
1	4	 JESSICA DORCICH	CAN-030	 Canada	01.30.33





Swimming



Individual, Female 50 m. Backstroke

Final

Juniors 9-11

World Transplant Record

Rank	Lane	Name	ID	Country	Time
1	4	 ALEXANDRA GYURKO	HUN-047 	Hungary	00.52.32





Swimming



Individual, Female 50 m. Backstroke

Final

Adults

World Transplant Record

00.37.72

Rank	Lane	Name	ID	Country	Time
1	4	 JULIANNE CULHANE	USA-052	 USA	00.47.10
2	5	HEIDI GELLERT	AUS-057	 Australia	Bye





Swimming



Individual, Female 50 m. Backstroke

Final

Juniors 12-14

World Transplant Record

Rank	Lane		Name	ID	Country	Time
1	5		KELLY YOUNG	GBR-120	 United Kingdom	00.44.73
1	4		BENJAMIN GROULX	CAN-036	 Canada	02.00.37
2	4		EMILIE DAFFLON	SUI-014	 Switzerland	00.54.85
3	3		JUDIT LOVAS	HUN-045	 Hungary	01.00.44
4	6		ABBEY CAPE	GBR-118	 United Kingdom	01.04.24





Swimming







Individual, Female 50 m. Backstroke

Final

Juniors 15-17

World Transplant Record

Rank	Lane		Name	ID	Country	Time
1	2		HANNAH BRYAN	GBR-127	 United Kingdom	00.45.90
2	5		EMMA DALLMAN	GBR-110	 United Kingdom	00.50.28
3	6		LOUISE COOK	GBR-100	 United Kingdom	00.54.50
4	3		TAMARYN STEVENS	AUS-059	 Australia	Bye
5	4		JENNIFER KALLO	HUN-041	 Hungary	Bye





Swimming



Individual, Female 50 m. Backstroke

Final

Seniors
World Transplant Record
00.42.84

Rank	Lane		Name	ID	Country	Time
1	6		BOONRUEDEE SONGVEERATHAM	THA-039	 Thailand	00.45.91
2	3		AGNIESZKA DURLIK	POL-008	 Poland	00.45.97
3	4		CLAUDIA LAGRANDE	NED-042	 Netherlands	00.47.10
4	2		SOPHIE MORELL	AUS-045	 Australia	Bye
5	5		LORENCIC MOJCA	SLO-012	 Slovenia	Bye





Swimming



Individual, Female 50 m. Backstroke

Final

Super Veterans

World Transplant Record

01.01.23

Rank	Lane		Name	ID	Country	Time
1	4		ZSUZSANNA SZALAMANOV	HUN-006	 Hungary	00.54.75*
2	6		ERZSBET MEDVE	HUN-004	 Hungary	00.58.77*
3	2		MARY ARMSTRONG	USA-009	 USA	00.58.90*
4	3		MARY RHODES	USA-008	 USA	01.29.66
5	5		LYNN COLEMAN	USA-002	 USA	01.13.45
6	7		MARY ALBROW	AUS-008	 Australia	00.59.21*










Swimming



Individual, Female 50 m. Backstroke

Final

Veterans
World Transplant Record
00.53.76

Rank	Lane		Name	ID	Country	Time
1	7		DIANE MILLER	USA-016	 USA	00.48.91*
2	5		SIMONE DE LEEUW	NED-020	 Netherlands	00.51.07*
3	4		MARGARET MILLS	GBR-010	 United Kingdom	00.52.84*
4	6		LAVINIA FOOTE-MORID	AUS-021	 Australia	00.55.79
5	2		HEATHER FISHER	CAN-006	 Canada	01.07.97
6	3		JANNIE VAN ULDEN-KEURS	NED-010	 Netherlands	01.29.65





Swimming



Individual, Female 50 m. Backstroke

Final

Super Seniors
World Transplant Record
00.44.56

Rank	Lane		Name	ID	Country	Time
1	7		CHERYL BUXTON	GBR-046	 United Kingdom	00.44.09*
2	5		WENDY SINCOCK	GBR-032	 United Kingdom	00.49.71
3	6		SUSAN HALES	GBR-048	 United Kingdom	00.51.87
4	4		KAREN SANDER	AUS-029	 Australia	00.52.65
5	3		ROWENA BREESE	GBR-036	 United Kingdom	00.54.89
6	5		SANDY STONE	USA-041	 USA	01.02.99
7	4		VIVIENNE SMITH	NZL-014	 New Zealand	01.08.68
8	6		JUDIT BERENTE	HUN-019	 Hungary	Bye
9	3		HAGIT SIMAN-TOV	ISR-004	 Israel	Bye





Swimming









Individual, Female 50 m. Breaststroke

Final

Adults

World Transplant Record

Rank	Lane		Name	ID	Country	Time
1	3		EMMA HUTCHINSON	AUS-051	 Australia	00.39.30*
2	6		NINA VAN DER SCHAAR	NED-052	 Netherlands	00.42.48
3	4		EVY VAN KEMPEN	NED-048	 Netherlands	00.51.19





Swimming





Individual, Female 50 m. Breaststroke

Final

Juniors 12-14

World Transplant Record

Rank	Lane		Name	ID	Country	Time
1	6		KELLY YOUNG	GBR-120	 United Kingdom	00.48.70
2	4		JUDIT LOVAS	HUN-045	 Hungary	00.50.45
3	3		ABBEY CAPE	GBR-118	 United Kingdom	00.53.49
4	5		EMILIE DAFFLON	SUI-014	 Switzerland	01.02.28





Swimming



Individual, Female 50 m. Breaststroke

Final

Seniors

World Transplant Record

Rank	Lane		Name	ID	Country	Time
1	5		HELEN HAYTON	GBR-083	 United Kingdom	00.47.38
2	2		LISA CUTHBERTSON	AUS-040	 Australia	00.48.88
3	7		DEIRDRE FAUL	IRL-020	 Ireland	00.55.21
4	6		JENNIE PITMAN	USA-047	 USA	00.57.88





Swimming



Individual, Female 50 m. Breaststroke

Final

Super Seniors

World Transplant Record

Rank	Lane		Name	ID	Country	Time
1	5		SUSAN HALES	GBR-048	 United Kingdom	00.48.38
2	3		JANET JENKINS	GBR-039	 United Kingdom	00.49.00
3	4		ROWENA BREESE	GBR-036	 United Kingdom	00.59.78
4	2		SAU-KING LEE	HKG-012	 Hong Kong	01.20.73
5	6		KAREN SANDER	AUS-029	 Australia	01.22.46





Swimming



Individual, Female 50 m. Breaststroke

Final

Juniors 15-17

World Transplant Record

Rank	Lane		Name	ID	Country	Time
1	6		EMMA DALLMAN	GBR-110	 United Kingdom	00.52.24
2	5		EMMA HILTON	GBR-109	 United Kingdom	00.52.76
3	2		HANNAH BRYAN	GBR-127	 United Kingdom	00.55.36
4	7		LOUISE COOK	GBR-100	 United Kingdom	00.58.64
5	3		TAMARYN STEVENS	AUS-059	 Australia	Bye
6	4		JENNIFER KALLO	HUN-041	 Hungary	Bye





Swimming



Individual, Female 50 m. Breaststroke

Final

Super Veterans

World Transplant Record

Rank	Lane		Name	ID	Country	Time
1	3		ZSUZSANNA SZALAMANOV	HUN-006	 Hungary	01.01.51
2	1		ERZSBET MEDVE	HUN-004	 Hungary	01.02.58
3	7		MARY ALBROW	AUS-008	 Australia	01.15.54
4	5		ANNEMARIE KUMPE	GER-001	 Germany	01.19.79
5	4		MURIEL BAKER	AUS-010	 Australia	01.24.74
6	2		HELEN CACCIOLA	AUS-015	 Australia	01.24.99
7	6		LYNN COLEMAN	USA-002	 USA	01.35.18





Swimming















Individual, Female 50 m. Breaststroke

Final

Veterans

World Transplant Record

Rank	Lane		Name	ID	Country	Time
1	2		JANET BRADY	CAN-007	 Canada	00.55.92
2	5		SIMONE DE LEEUW	NED-020	 Netherlands	00.56.99
3	4		LESLEY FORREST	GBR-026	 United Kingdom	00.58.84
4	3		BRIGGETTA GREENWAY	GBR-025	 United Kingdom	01.01.81
5	4		MARIE-JO ARDEVOL	FRA-038	 France	01.02.80
6	3		MARGARET MILLS	GBR-010	 United Kingdom	01.02.82
7	6		JINNY VAN RHEENEN-KLINK LOGEMAN	NED-015	 Netherlands	01.06.64
8	6		JANNIE VAN ULDEN-KEURS	NED-010	 Netherlands	01.15.08
9	5		KATHLEEN GERLACH	USA-026	 USA	01.29.24





Swimming




Individual, Female 50 m. Freestyle

Final

Adults

World Transplant Record

Rank	Lane		Name	ID	Country	Time
1	4		EMMA HUTCHINSON	AUS-051	 Australia	00.32.06
2	6		LAUREN LEACH	GBR-104	 United Kingdom	00.34.56
3	3		EVY VAN KEMPEN	NED-048	 Netherlands	00.51.32





Swimming





Individual, Female 50 m. Freestyle

Final

Seniors

World Transplant Record

Rank	Lane		Name	ID	Country	Time
1	5		HELEN HAYTON	GBR-083	 United Kingdom	00.35.71
2	8		MARISA MCFATE	USA-020	 USA	00.39.86
3	7		DEIRDRE FAUL	IRL-020	 Ireland	00.43.64
4	4		JENNIE PITMAN	USA-047	 USA	00.49.93





Swimming



Individual, Female 50 m. Freestyle

Final

Juniors 12-14

World Transplant Record

Rank	Lane		Name	ID	Country	Time
1	6		KELLY YOUNG	GBR-120	 United Kingdom	00.36.89
2	7		ABBEY CAPE	GBR-118	 United Kingdom	00.40.57
3	5		JUDIT LOVAS	HUN-045	 Hungary	00.42.23
4	3		EMILIE DAFFLON	SUI-014	 Switzerland	00.45.59
5	2		ICHIKAWA NANAE	JPN-016	 Japan	00.54.65
6	4		THITIRAT KIATBUMRUNG	THA-058	 Thailand	01.10.85





Swimming












Individual, Female 50 m. Freestyle

Final

Super Veterans

World Transplant Record

Rank	Lane		Name	ID	Country	Time
1	2		MARY ARMSTRONG	USA-009 	USA	00.46.13*
2	3		ERZSBET MEDVE	HUN-004 	Hungary	00.47.91
3	5		MARY ALBROW	AUS-008 	Australia	00.50.27
4	6		LYNN COLEMAN	USA-002 	USA	01.02.77
5	4		HELEN CACCIOLA	AUS-015 	Australia	01.11.70
6	7		HEATHER EDGELL	AUS-007 	Australia	Bye





Swimming













Individual, Female 50 m. Freestyle

Final

Juniors 15-17

World Transplant Record

Rank	Lane		Name	ID	Country	Time
1	1		EMMA HILTON	GBR-109	 United Kingdom	00.36.86
2	7		HANNAH BRYAN	GBR-127	 United Kingdom	00.39.88
3	4		EMMA DALLMAN	GBR-110	 United Kingdom	00.40.99
4	6		LOUISE COOK	GBR-100	 United Kingdom	00.50.16
5	2		TAMARYN STEVENS	AUS-059	 Australia	00.50.47
6	5		KAILA REMILLARD	CAN-019	 Canada	01.14.64
7	3		JENNIFER KALLO	HUN-041	 Hungary	Bye





Swimming



Individual, Female 50 m. Freestyle

Final

Veterans

World Transplant Record

Rank	Lane		Name	ID	Country	Time
1	4		BRIGGETTA GREENWAY	GBR-025	 United Kingdom	00.44.73
2	6		LAVINIA FOOTE-MORID	AUS-021	 Australia	00.44.81
3	5		LINDEN KENYON	NZL-009	 New Zealand	00.48.38
4	8		SIMONE DE LEEUW	NED-020	 Netherlands	00.50.73
5	7		KATHLEEN GERLACH	USA-026	 USA	00.59.44
6	3		JULIANNA SCHNEIDERNE	HUN-008	 Hungary	01.01.97
7	1		GENEVIEVE ANTHAMATTEN	SUI-006	 Switzerland	Bye





Swimming















Individual, Female 50 m. Freestyle

Final

Super Seniors

World Transplant Record

Rank	Lane		Name	ID	Country	Time
1	4		CHERYL BUXTON	GBR-046	 United Kingdom	00.35.43*
2	3		JANET COLEMAN	GBR-055	 United Kingdom	00.39.15
3	6		SUSAN HALES	GBR-048	 United Kingdom	00.39.36
4	3		WENDY SINCOCK	GBR-032	 United Kingdom	00.42.63
5	2		JUSTINE HUNT	AUS-034	 Australia	00.44.03
6	4		KAREN SANDER	AUS-029	 Australia	00.45.53
7	2		CAROL FITZSIMONS	USA-038	 USA	00.46.44
8	5		VIVIENNE SMITH	NZL-014	 New Zealand	00.51.12
9	5		JUDIT BERENTE	HUN-019	 Hungary	Bye





Swimming



Individual, Male 100 m. Freestyle

Final

Super Veterans

World Transplant Record

01.29.01

Rank	Lane		Name	ID	Country	Time
1	5		HOWARD WATERS	GBR-008	 United Kingdom	01.29.60
2	4		DAVID BURGIO	USA-011	 USA	01.43.89
3	3		GARRY COOKE	NZL-002	 New Zealand	Bye






Swimming



Individual, Male 100 m. Freestyle

Final

Adults
World Transplant Record
01.01.85

Rank	Lane		Name	ID	Country	Time
1	3		JOHN WIJERS	NED-049	 Netherlands	01.07.92
2	6		PAUL HUDSON	AUS-056	 Australia	01.24.02
3	4		AHMAD NOORIZAD	IRI-031	 Iran	01.28.38
4	5		Jamie Ulises Barrios Garcia	MEX-004	 Mexico	Bye





Swimming















Individual, Male 100 m. Freestyle

Final

Seniors

World Transplant Record

Rank	Lane		Name	ID	Country	Time
1	4		PETER ALLINSON	GBR-068	 United Kingdom	01.06.95
2	5		RAN PULIK	GBR-071	 United Kingdom	01.07.92
3	3		ERWIN TRIEPELS	NED-040	 Netherlands	01.09.71
4	5		MARTIN GRAHAM	GBR-079	 United Kingdom	01.11.13
5	4		BRYAN WILLIAMS	AUS-044	 Australia	01.16.97
6	3		JOSE ORTIZ	VEN-001	 Venezuela	01.17.82
7	2		PAAVO KOSKENKORVA	FIN-014	 Finland	01.22.49
8	2		IAN NORMAN	GBR-072	 United Kingdom	01.26.45
9	3		ALBERTO LIRIO	ARG-011	 Argentina	Bye

















Swimming



Individual, Male 100 m. Freestyle

Final

Super Seniors
World Transplant Record
01.05.42

Rank	Lane		Name	ID	Country	Time
1	2		PETER KREILKAMP	GER-009	 Germany	01.11.60
2	4		RAY VELASCO	USA-035	 USA	01.15.00
3	3		PETER WARREN	GBR-062	 United Kingdom	01.18.42
4	7		STEVE DEAKIN	GBR-042	 United Kingdom	01.31.38
5	2		PHILIP HOWARD	AUS-037	 Australia	01.37.12
6	6		GREG GELINAS	USA-029	 USA	01.39.09
7	6		JIRI NIDL	CZE-002	 Czech Republic	01.54.40
8	5		PAIBOON RODBUMROR	THA-025	 Thailand	Bye
9	3		MARCELO ZAUALLA	URU-001	 Uruguay	Bye

















Swimming



Individual, Male 100 m. Freestyle

Final

Veterans
World Transplant Record
01.22.93

Rank	Lane		Name	ID	Country	Time
1	6		BILL WEST	USA-024	 USA	01.08.67*
2	4		TURLOUGH O'HAGAN	GBR-022	 United Kingdom	01.14.54*
3	5		LOYD HEADLEY	NED-012	 Netherlands	01.14.55*
4	3		TERRY GOULD	USA-022	 USA	01.15.12*
5	3		SHURONG LAI	CHN-007	 China	01.27.00
6	4		JOHN PEACOCK	AUS-023	 Australia	01.30.69
7	6		LAWRENCE BAKER	AUS-017	 Australia	01.34.28
8	5		SAEED AHMADI	IRI-001	 Iran	01.55.68
9	2		ALBERTO CARAOGHLANIAN	ARG-001	 Argentina	Bye





Swimming



Individual, Male 200 m. Freestyle

Final

Super Veterans

World Transplant Record

Rank	Lane	Name	ID	Country	Time
1	4	🏅 DAVID BURGIO	USA-011	🇺🇸 USA	04.02.53





Swimming



Individual, Male 200 m. Freestyle

Final

Juniors 12-14

World Transplant Record

Rank	Lane		Name	ID	Country	Time
1	5		MATTHEW BARTON	GBR-116	 United Kingdom	02.40.76
2	4		DAVID DOZSA	HUN-046	 Hungary	03.29.46





Swimming



Individual, Male 200 m. Freestyle

Final

Juniors 15-17

World Transplant Record

Rank	Lane		Name	ID	Country	Time
1	6		CAMERON LLOYD	GBR-106	 United Kingdom	02.35.66
2	7		NICHOLAS MORLAND	AUS-060	 Australia	02.48.79





Swimming









Individual, Male 200 m. Freestyle

Final

Seniors

World Transplant Record

Rank	Lane		Name	ID	Country	Time
1	5		PETER ALLINSON	GBR-068	 United Kingdom	02.45.71
2	3		MOHAMMAD MAHTABKHAH	IRI-017	 Iran	03.31.68
3	4		CHRISTOPHE GOIRRE	FRA-020	 France	03.51.65





Swimming



Individual, Male 200 m. Freestyle

Final

Adults

World Transplant Record

Rank	Lane		Name	ID	Country	Time
1	4		JOHN WIJERS	NED-049	 Netherlands	02.27.81*
2	6		PAUL HUDSON	AUS-056	 Australia	03.23.15
3	5		STEVE HALL	AUS-053	 Australia	04.21.62
4	3		Jamie Ulises Barrios Garcia	MEX-004	 Mexico	Bye





Swimming



Individual, Male 200 m. Freestyle

Final

Veterans

World Transplant Record

Rank	Lane		Name	ID	Country	Time
1	6		BILL WEST	USA-024	 USA	02:45.38*
2	5		TURLOUGH O'HAGAN	GBR-022	 United Kingdom	02:45.68
3	4		TERRY GOULD	USA-022	 USA	02:51.91
4	7		SHURONG LAI	CHN-007	 China	03:18.44
5	8		LAWRENCE BAKER	AUS-017	 Australia	03:53.61
6	1		VICENTE CABEZAS	ESP-012	 Spain	04:48.10
7	2		GERALD HILDER	AUS-025	 Australia	04:55.42
8	3		JACKY MESLIN	FRA-013	 France	05:56.25





Swimming















Individual, Male 200 m. Freestyle

Final

Super Seniors

World Transplant Record

Rank	Lane		Name	ID	Country	Time
1	3		GEOFFREY MCCRACKEN	GBR-044	 United Kingdom	02.42.79
2	7		ZSOLT KRUCSO	HUN-023	 Hungary	02.52.04
3	6		RUSSELL CLINKER	GBR-052	 United Kingdom	02.57.49
4	3		STEVE DEAKIN	GBR-042	 United Kingdom	03.19.27
5	4		JUAN CARLOS HERNANDEZ	ESP-005	 Spain	04.06.65
6	2		GREG GELINAS	USA-029	 USA	Bye
7	4		ARIS VAN EK	NED-026	 Netherlands	Bye
8	5		PAIBOON RODBUMROR	THA-025	 Thailand	Bye
9	5		PHILIP HOWARD	AUS-037	 Australia	Bye





Swimming



Individual, Male 50 m. Breaststroke

Final

Juniors 12-14

World Transplant Record

Rank	Lane	Name	ID	Country	Time
1	5	 MATTHEW BARTON	GBR-116	 United Kingdom	00.41.05
2	4	FRANK WOLTJES	NED-058	 Netherlands	Bye





Swimming



Individual, Male 50 m. Breaststroke

Final

Juniors 15-17

World Transplant Record

Rank	Lane	Name	ID	Country	Time
1		NICHOLAS MORLAND	AUS-060	 Australia	00.41.19
2		ROSS LECKEY	GBR-131	 United Kingdom	00.41.46
3		CAMERON LLOYD	GBR-106	 United Kingdom	00.46.00





Swimming



Individual, Male 50 m. Breaststroke

Final

Adults

World Transplant Record

Rank	Lane		Name	ID	Country	Time
1	3		GEORGE NEWMAN	GBR-097	 United Kingdom	00.35.09
2	4		MATTHEW DODD	GBR-103	 United Kingdom	00.40.17
3	2		AHMAD NOORIZAD	IRI-031	 Iran	00.47.95
4	7		MICHAEL GATES	GBR-095	 United Kingdom	01.00.12





Swimming



Individual, Male 50 m. Breaststroke

Final

Super Veterans

World Transplant Record

Rank	Lane		Name	ID	Country	Time
1	6		HOWARD WATERS	GBR-008	 United Kingdom	00.45.01
2	4		BILL WOHL	USA-013	 USA	00.48.56
3	2		PETER STTZER	GER-002	 Germany	00.53.12
4	4		JOHN TRAFFORD	GBR-009	 United Kingdom	00.53.85
5	3		RICHARD LINGHAM	CAN-002	 Canada	01.05.10
6	2		JEAN CLAUDE LE BOURHIS	FRA-001	 France	01.28.15





Swimming












Individual, Male 50 m. Breaststroke

Final

Seniors

World Transplant Record

Rank	Lane		Name	ID	Country	Time
01	3		RAN PULIK	GBR-071	 United Kingdom	00.36.74*
02	6		PETER ALLINSON	GBR-068	 United Kingdom	00.38.16
03	2		ERIC SHERRON	USA-046	 USA	00.40.13
04	3		MICHAEL STRILCHUK	CAN-015	 Canada	00.41.27
05	4		MARTIN GRAHAM	GBR-079	 United Kingdom	00.41.84
06	2		JOSE ORTIZ	VEN-001	 Venezuela	00.43.00
07	4		STUART CAMPBELL	AUS-047	 Australia	00.44.17
08	5		ERLEND GJERDE	NOR-003	 Norway	00.46.47
09	7		MOHAMMAD MAHTABKHAH	IRI-017	 Iran	00.47.29
10	5		RICHARD TAUROK	AUT-006	 Austria	01.14.83
11	6		GARETH POLLARD	GBR-132	 United Kingdom	Bye





Swimming
















Individual, Male 50 m. Breaststroke

Final

Veterans

World Transplant Record

Rank	Lane		Name	ID	Country	Time
01	3		JINXIANG LU	CHN-006	 China	00.39.53
02	3		LIU PEI	CHN-005	 China	00.42.39
03	2		OHNJEC MIRAN	SLO-004	 Slovenia	00.45.31
04	6		ROB BENSON	AUS-027	 Australia	00.46.21
05	6		CHABBOUH NEJIB	TUN-002	 Tunisia	00.49.66
06	4		MARC PONTONNIER	FRA-011	 France	00.50.13
07	5		JOHN PEACOCK	AUS-023	 Australia	00.50.65
08	5		JOSEF CIVIN	CZE-001	 Czech Republic	01.01.22
09	2		PAUL PREDERGAST	IRL-006	 Ireland	01.04.32
10	7		ROGER TRIOULAIRE	FRA-006	 France	01.10.37
11	4		SING WONG	HKG-002	 Hong Kong	01.32.32





Swimming



Individual, Male 50 m. Breaststroke

Final

Super Seniors

World Transplant Record

Rank	Lane		Name	ID	Country	Time
01	7		PETER KREILKAMP	GER-009	Germany	00.39.54
02	1		ZSOLT KRUCSO	HUN-023	Hungary	00.39.96
03	2		SCOTT JOHNSTON	AUS-030	Australia	00.41.00
04	4		GEOFFREY MCCRACKEN	GBR-044	United Kingdom	00.41.44
05	7		ANUTRA CHOTIKAPUKANA	THA-032	Thailand	00.42.78
06	8		GAVRIL LEGATOS	GRE-011	Greece	00.43.85
07	6		YIM-WAH WONG	HKG-015	Hong Kong	00.44.19
08	3		ANDREW WEIR	GBR-040	United Kingdom	00.48.20
09	3		KEIVAN JAFARMANESH	IRI-005	Iran	00.48.38
10	1		PETER MORGAN	IRL-022	Ireland	00.49.16
11	8		HERV EBERSOLD	FRA-016	France	00.52.30
12	4		JIRI NIDL	CZE-002	Czech Republic	00.54.18
13	2		CHI-FAI CHUI	HKG-013	Hong Kong	Bye
14	5		SUKHUM PARCHAROEN	THA-020	Thailand	Bye
15	6		ANDR? LASSOOIJ	NED-022	Netherlands	Bye
16	5		MIROSLAW BURSKI	POL-004	Poland	Bye





Swimming




Individual, Male 50 m. Freestyle

Final

Juniors 12-14

World Transplant Record

Rank	Lane		Name	ID	Country	Time
1	3		MATTHEW BARTON	GBR-116	 United Kingdom	00.30.38
2	5		DAVID DOZSA	HUN-046	 Hungary	00.38.96
3	4		BENJAMIN GROULX	CAN-036	 Canada	02.08.34





Swimming



Individual, Male 50 m. Freestyle

Final

Super Veterans

World Transplant Record

Rank	Lane		Name	ID	Country	Time
1	5		HOWARD WATERS	GBR-008	 United Kingdom	00.33.73*
2	4		GARRY COOKE	NZL-002	 New Zealand	00.41.78
3	3		RICHARD LINGHAM	CAN-002	 Canada	00.52.10





Swimming



Individual, Male 50 m. Freestyle

Final

Juniors 15-17

World Transplant Record

Rank	Lane		Name	ID	Country	Time
1	6		KOENRAAD PRETORIUS JR.	RSA-023	 South Africa	00.28.82
2	5		ROSS LECKEY	GBR-131	 United Kingdom	00.29.80
3	4		NICHOLAS MORLAND	AUS-060	 Australia	00.30.99
4	3		CAMERON LLOYD	GBR-106	 United Kingdom	00.31.90
5	2		GUNTATITH WONGWAICHAROANSIRI	THA-056	 Thailand	01.06.76





Swimming



Individual, Male 50 m. Freestyle

Final

Adults

World Transplant Record

Rank	Lane		Name	ID	Country	Time
1	2		MATTHEW DODD	GBR-103	 United Kingdom	00.30.52
2	3		KYLE LINGENFELTER	USA-054	 USA	00.36.56
3	4		KYLE ATRAS	USA-056	 USA	00.32.50
4	5		AHMAD NOORIZAD	IRI-031	 Iran	00.36.58
5	6		LINCOLN GREAVES	AUS-054	 Australia	Bye
6	7		Jamie Ulises Barrios Garcia	MEX-004	 Mexico	Bye





Swimming



Individual, Male 50 m. Freestyle

Final

Super Seniors

World Transplant Record

Rank	Lane		Name	ID	Country	Time
01	3		PETER KREILKAMP	GER-009	 Germany	00.30.38
02	3		ANUTRA CHOTIKAPUKANA	THA-032	 Thailand	00.31.61
03	5		ZSOLT KRUCSO	HUN-023	 Hungary	00.31.74
04	4		PETER WARREN	GBR-062	 United Kingdom	00.32.46
05	4		RAY VELASCO	USA-035	 USA	00.33.21
06	2		SCOTT JOHNSTON	AUS-030	 Australia	00.33.94
07	5		CHI-FAI CHUI	HKG-013	 Hong Kong	00.36.56
08	3		YIM-WAH WONG	HKG-015	 Hong Kong	00.38.57
09	6		ARIEL BARAGIOLA	ARG-010	 Argentina	00.39.95
10	4		PHILIP HOWARD	AUS-037	 Australia	00.39.99





Swimming



















Individual, Male 50 m. Freestyle

Final

Veterans

World Transplant Record

Rank	Lane		Name	ID	Country	Time
01	2		BILL WEST	USA-024	 USA	00.29.91*
02	5		LOYD HEADLEY	NED-012	 Netherlands	00.31.18
03	6		TERRY GOULD	USA-022	 USA	00.32.56
04	6		LIU PEI	CHN-005	 China	00.33.50
05	3		JINXIANG LU	CHN-006	 China	00.33.55
06	8		ALBERTO CARAOGHLANIAN	ARG-001	 Argentina	00.35.81
07	2		SIMON RANDERSON	GBR-029	 United Kingdom	00.36.12
08	7		JOHN PEACOCK	AUS-023	 Australia	00.37.85
09	1		LAWRENCE BAKER	AUS-017	 Australia	00.38.00
10	4		JEAN PIERRE SUARD	FRA-007	 France	00.38.16
11	8		GEORG SADOWSKI	GER-005	 Germany	00.39.24
12	3		SAEED AHMADI	IRI-001	 Iran	00.49.22
13	5		JOSEF CIVIN	CZE-001	 Czech Republic	00.53.59





Swimming



Individual, Male 50 m. Freestyle

Final

Seniors

World Transplant Record

Rank	Lane		Name	ID	Country	Time
01	4		ERIC SHERRON	USA-046	USA	00.29.86
02	7		RAN PULIK	GBR-071	United Kingdom	00.29.88
03	6		JOSE ORTIZ	VEN-001	Venezuela	00.30.25
04	2		MARTIN GRAHAM	GBR-079	United Kingdom	00.30.95
05	4		BRYAN WILLIAMS	AUS-044	Australia	00.32.33
06	5		PAAVO KOSKENKORVA	FIN-014	Finland	00.34.79
07	7		STEVEN DOLLERY	AUS-041	Australia	00.37.45
08	5		IAN NORMAN	GBR-072	United Kingdom	00.37.87
09	3		ERLEND GJERDE	NOR-003	Norway	00.39.52
10	6		DIEGO VALENZUELA	ARG-009	Argentina	00.39.79
11	2		ALBERTO LIRIO	ARG-011	Argentina	00.40.09
12	3		CHRISTOPHE GOIRRE	FRA-020	France	00.40.73
13	1		ARIEL BARAGIOLA	ARG-010	Argentina	00.45.12
14	5		MICHAEL CAMPBELL-JONES	AUS-003	Australia	00.45.15
15	6		RICHARD TAUROK	AUT-006	Austria	00.53.07
16	2		PETER ALLINSON	GBR-068	United Kingdom	00.29.36
17	8		ANDRZEJ LEWANDOWSKI	POL-007	Poland	Bye
18	4		GARETH POLLARD	GBR-132	United Kingdom	Bye
19	3		MARIO SKAFFER	RSA-014	South Africa	Bye
20	2		ALBERTO HERNANDEZ	ESP-009	Spain	Bye
21	1		MICHAEL STRILCHUK	CAN-015	Canada	Bye

